

# Member Appreciation Block (MAB) Block #220

Copyright Pat Speth

[www.patspeth.com](http://www.patspeth.com)

MAB #220

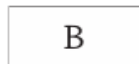


Block Size 12"

MAB #220  
Cut size of pieces



2 1/2" X 2 1/2"



2 1/2" X 4 1/2"



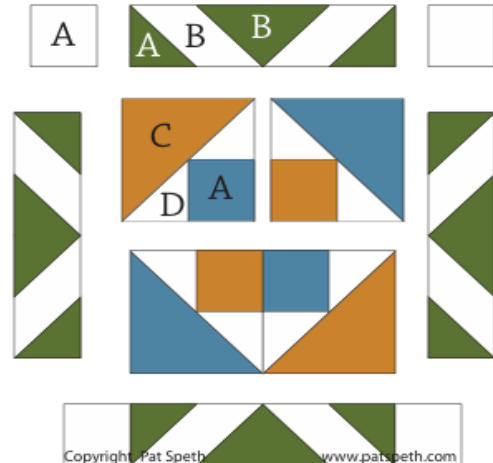
5" X 5" \*  
Cut in half on  
the diagonal



Small Half Square  
Triangles cut from  
a 2 1/2" wide strip  
using an EZ Angle  
Ruler.

\* Piece C: Technically a 4 7/8" square will work, but I like to use a 5" square cut in half on the diagonal. I then square up the Shaded 4 Patch unit to 4 1/2", trimming away only from the larger triangle.

MAB #220



MAB #220  
Units



Shaded 4 Patch



Chevron Unit\*

\*See page 2 for unit construction information.

June 2025 MAB #220 Number to cut  
A - (4) background  
(2 each) Color 2 & 3  
(8) Color 1 for Chevron  
B - (4) Color 1  
(8) background  
C - (1) Color 2 and (1) Color 3

# Big Sky Unit and Chevron Unit Basic Instructions

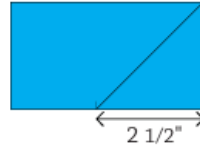
Copyright Pat Speth

[www.patspeth.com](http://www.patspeth.com)

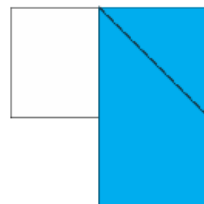
Please note depending on which block you are making, you may need to reverse the light and dark fabrics.

## Big Sky Units

1. Using a  $2\frac{1}{2}" \times 4\frac{1}{2}"$  rectangle of dark fabric measure over  $2\frac{1}{2}"$  from the right on the bottom edge and mark. Draw a diagonal line from the upper right corner to the mark on the bottom edge.



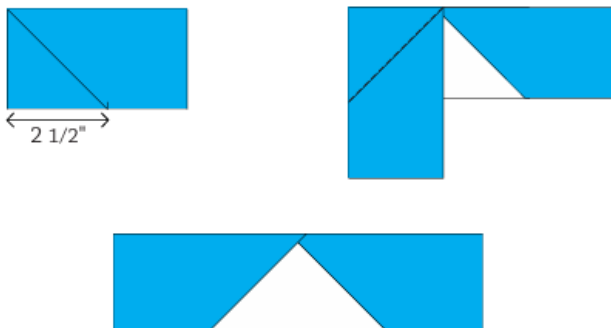
2. With right sides together, place the marked rectangle on top of the light  $2\frac{1}{2}" \times 4\frac{1}{2}"$  rectangle at the right-hand edge. Stitch one thread width to the outside of the diagonal line (towards the corner you are going to cut away).



3. Trim away the waste triangle and press the seam open.



4. Repeat steps 1 through 3 measuring over and drawing from the left side on the background rectangle and sewing to the left-hand edge. Each unit should measure  $2\frac{1}{2}" \times 8\frac{1}{2}"$  at this point.



Big Sky Unit

## Chevron Units



1. Start with a Big Sky Unit, then add connecting corners on each edge using  $2\frac{1}{2}"$  squares.



Each unit should measure  $2\frac{1}{2}" \times 8\frac{1}{2}"$  at this point.